

KEEPER NAKITA

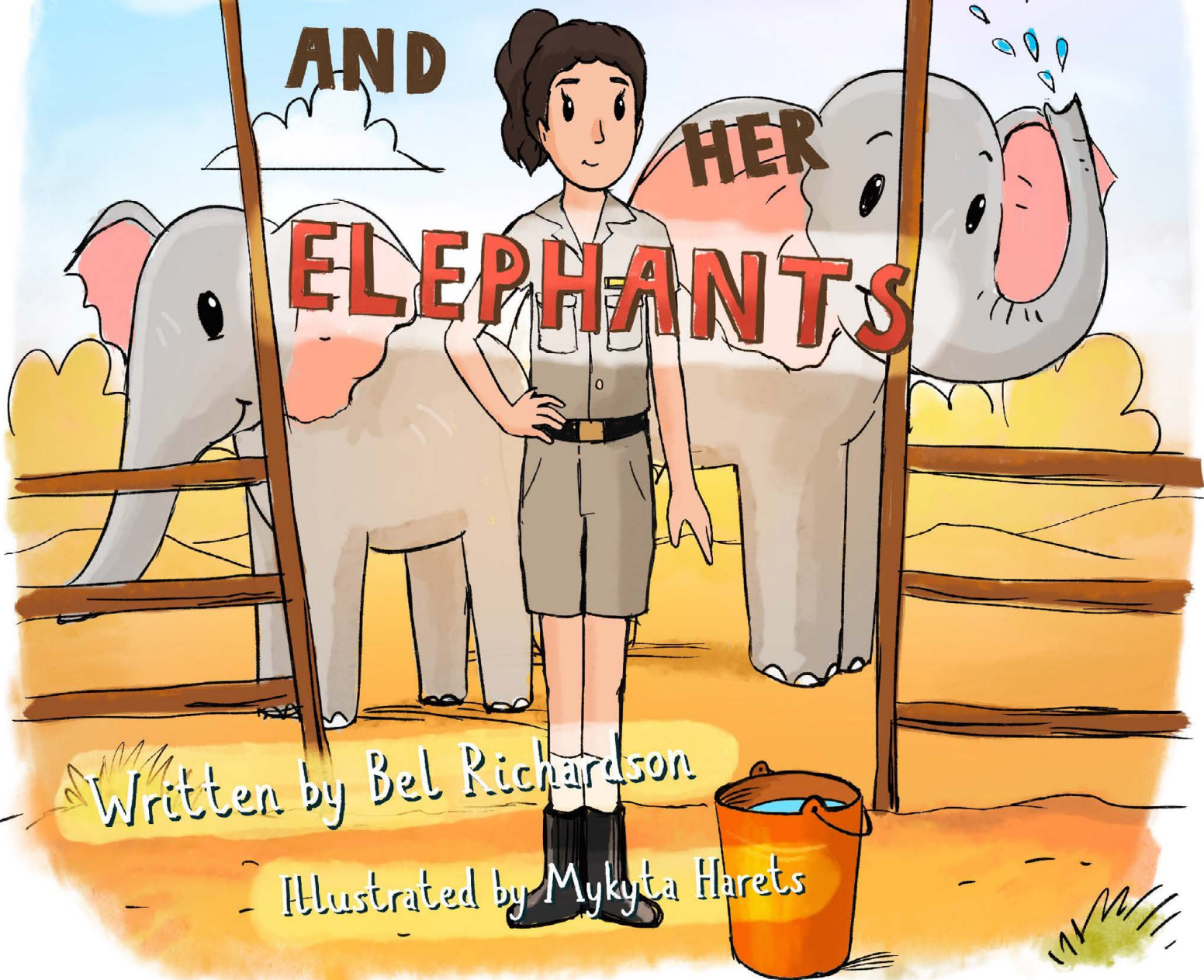
AND

HER

ELEPHANTS

Written by Bel Richardson

Illustrated by Mykyta Harets



Why is phonics important to learn?

The English language seems like it is full of a lot of crazy pronunciations and spelling. While a small amount of English must be rote learned due to exceptions from rules, much of it can be decoded using phonics. When you know phonics, you are like a detective following clues to solve a mystery. In this series, we use only words that your little reader will be able to break down into standard phonemes. This will build reading confidence while strengthening their phonics foundation.

Is this the right level for my little reader?

If your reader can decode about 90% of the words in this book independently, this will be an appropriate platform to begin their study of phonics. By understanding a majority of the words, a reader can use context to decode new terms. If a reader breezes through, you might need to take them up another level. If this level is still a bit too tricky for them, get your reader to try some of the earlier levels first. Challenges can be good, but too much too quickly could overwhelm your reader. Take things slow and steady. Enjoy the books and the journey together!

How can I be a good learning buddy for my reader?

If you are helping somebody to read this book, there are plenty of ways that you can go about it. Do the initial exercises together before you begin to read so that you have both experienced the isolated sounds and discussed them. If the reader gets stuck, cover up all but the first phoneme in the word so that the sound can be isolated again. Slowly move along and reveal more phonemes. Once they can say each individual part of the word, you can focus on blending. Say the words so that they can hear them, and get them to repeat it out loud several times. To consolidate knowledge after you finish a page, talk about what happened and what is in the picture. Then, try saying some of the words on the page and see if the reader can identify them. Get the reader doing this as well, saying words which you need to find. Above all, you should be patient. Create a safe place to make mistakes so that the reader is willing to give things a go.

Special Words

This book has some special words that you should take your reader through before you begin. Many special words are those that we use in day-to-day conversation. Unfortunately, a lot of their phonetic structures do not conform to rules that your reader has learned. These words can be frustrating and confusing, but they are also a part of natural reading, writing, and conversation.

Nakita, she, loves, their, to, they, go, to, the, onto


Say each word to your reader a few times so that they can get used to its sound. Get them to repeat it back to you. Afterwards, see if your reader can think of any words that rhyme with this sound in order to help lock in how to pronounce it. Finally, think of some basic sentences that use this word. For example, if the word is 'the' you can create basic sentences with a subject, verb, and object: "The hat is on the table."



Nakita is an animal keeper and she loves her job. She looks after animals all day.

Nakita likes all animals but she likes elephants best.

Nakita loves seeing elephants swing their trunks, stamp in mud, and spray dirt and dust.




Nakita keeps elephants for a short time to help them get better. Her elephants are hurt and need care.

This elephant had a sore foot. This elephant had a skin problem. This elephant got sick.

Now all three elephants are better and are happy. They can go back to the forest and be free.

Nakita walks with the elephants and the elephants see a family. The old elephants and the little elephants are back together.







Nakita can hear a little elephant cry out. The little elephant is hurt and Nakita will help it. Nakita follows the sounds and brings grown ups to help.

The little elephant fell in a hole and hurt its leg. Nakita will look after this little elephant and make it better.

The grown ups get rope.

Nakita talks with the little elephant as it is sad.






The grown ups get the ropes around the little elephant. The little elephant can reach its trunk for Nakita and she holds onto its trunk.

The little elephant is now in a truck and Nakita sits with him.

Nakita and the little elephant get to the park.

A vet looks at the little elephant and sees its leg is twisted. It must stay off its leg for a week.



Nakita looks after the little elephant all week. She feeds him and sings to him. Little elephant keeps its trunk around Nakita's hand.


Little elephant is all better now! He can go back to the forest. It is time to see his family.





Here is the little elephant's family. Grown up elephants trumpet as they are happy to see him. The little elephant hugs Nakita, then walks away.

The little elephant is safe and happy now.



11

I'M FREE! HERE'S HOW...

Bookbot books are free, high quality decodable readers based on the order of sounds introduced in the Jolly Phonics early literacy program.

We're delighted to offer them to you to download and print at no cost. But it would be great if you could link to our page www.bookbotkids.com/phonics-books from your school's website to help support us.

How can we offer Bookbot books for free? Each book is funded by our passionate community who believe in creating an extensive library of decodable readers to inspire and bring confidence to children learning to read. You can support us too: please contribute to www.bookbotkids.com/phonics-books.

You are free to:

Share — copy and redistribute the material in any medium or format

Bookbot will not revoke these freedoms as long as you follow the license terms.

Under the following terms:

Attribution — You must give appropriate credit, provide a link to www.bookbotkids.com/phonics-books, and indicate if changes were made. You may do so in any reasonable manner, but not in any way that suggests the licensor endorses you or your use.

NonCommercial — You may not use the material for commercial purposes.

NoDerivatives — If you remix, transform, or build upon the material, you may not distribute the modified material.

No additional restrictions — You may not apply legal terms or technological measures that legally restrict others from doing anything the license permits.

www.bookbotkids.com

Copyright © 2018 by Bookbot

